

Mila



Step Into the World of *Mila*

Professional Furniture for Exceptional Salons

Mila is a leading manufacturer of hairdressing furniture, dedicated to create optimal solutions to transforming modern salons into spaces of beauty and functionality. With a deep understanding of the needs of today's beauty professionals, we seamlessly combine Italian elegance with Polish craftsmanship. The result is furniture that not only enhances the visual appeal of your salon but also delivers exceptional comfort for both clients and staff.

Beauty and Functionality in Perfect Harmony

At Mila, we believe that great design is the key to an unforgettable salon experience. Our furniture is thoughtfully crafted to create a serene, luxurious atmosphere where clients can relax and indulge. From sleek styling chairs to sophisticated reception desks, every product reflects our unwavering commitment to superior design, durability, and usability.

Crafted for Professionals, Trusted Worldwide

Whether you're opening a new salon or revitalizing an existing one, Mila provides tailored solutions to bring your vision to life. With a global presence, we bring unparalleled design and quality to professionals around the world. Step into the world of Mila and discover how our expertly crafted furniture can turn your salon into an oasis of beauty and comfort. Because your clients deserve nothing less than excellence.



p. 85



p. 84


p. 104

p. 56

ROTO & SELENE



p. 68





p. 69

p. 52

MAREA & AMY



p. 76

p. 77

p. 48



p. 132

p. 133

GRACE & HENRY



p. 132

p. 133

p. 145



p. 146

p. 102



p. 72

p. 73

UPHOLSTERY: P34
LAMINATE: U 899/BLACK
LACQUER: BLACK MATT



p. 58

SENATOR & BRISTOL

p. 87





p. 86

p. 38


BEA & SHOW



p. 96



p. 123



BEA & BRILL



p. 86

p. 88

p. 54



p. 108

ONDA, SHOW & VANITY



p. 74

p. 36



p. 95

AUDREY & GEMMA



p. 81

p. 137

p. 62



p. 83

TED & LINEA



p. 83

p. 62

p. 106



TED & LINEA



p. 80





p. 42

EUPHORIA & LINEA



p. 122



p. 71



p. 40

ESPAÑA & ANGEL



p. 70

p. 40



p. 99

ESPAÑA & ANGEL



p. 75

p. 64



p. 108



ZARA & GLASS



p. 90

p. 46



p. 100

GLORIA & VIRGO

Styling chairs



Audrey



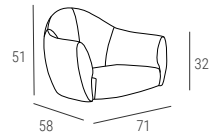
UPHOLSTERY: P25



Special features:

- Very wide seat
- Seat made of polyurethane foam
- Cut out for easy cleaning
- Available with 9 types of bases
- Available also with black, silver or gold footrest

Dimensions:





UPHOLSTERY: P39
LAMINATE: D04095

Bea



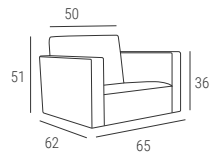
UPHOLSTERY: P34



Special features:

- Open backrest for easy cleaning
- Very wide seat
- Solid seat with wide armrests
- Black backrest connectors
- Available with 9 types of bases
- Available also with black, silver or gold footrest

Dimensions:





UPHOLSTERY: P34
LAMINATE: U727

Espania



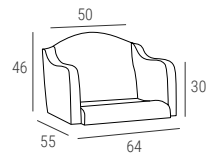
UPHOLSTERY: P23



Special features:

- Profiled seat and backrest
- Very comfortable
- Rounded backrest and soft armrests line
- Available with 9 types of bases
- Available also with black, silver or gold footrest

Dimintions:





UPHOLSTERY: P25
LACQUER: BLACK GLOSS

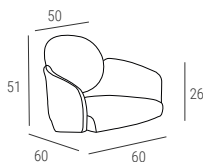
Euphoria



Special features:

- Unique seat shape
- Seat made of polyurethane foam
- Chromed decorative elements on the back
- Available with 9 types of bases
- Available also with black, silver or gold footrest

Dimensions:





UPHOLSTERY: P23
LAMINATE: U767, FC44

Frankie

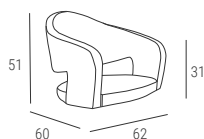


Special features:

- Open backrest for easy cleaning
- Very wide seat
- Ergonomic backrest shape
- Available with 9 types of bases
- Available also with black, silver or gold footrest



Dimensions:





UPHOLSTERY: W111
LAMINATE: H3730

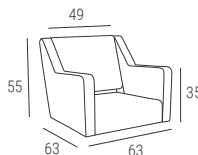
Gloria



Special features:

- Open backrest for easy cleaning
- Very wide seat
- Available with 9 types of bases
- Available also with black, silver or gold footrest

Dimensions:





UPHOLSTERY: P21

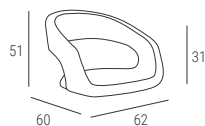
Grace



Special features:

- Open backrest for easy cleaning
- Very wide seat
- Ergonomic backrest shape
- Available with 9 types of bases
- Available also with black, silver or gold footrest

Dimensions:





UPHOLSTERY: P22
LAMINATE: U10030

Joy



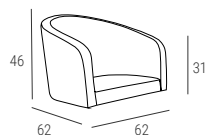
UPHOLSTERY: P22



Special features:

- Cut out for easy cleaning
- Very wide seat
- Ergonomic backrest shape
- Available with 9 types of bases
- Available also with black, silver or gold footrest

Dimensions:





UPHOLSTERY: P21
LAMINATE: U04446
SLATS: PEARL

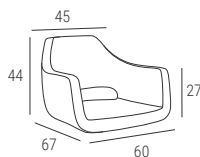
Marea



Special features:

- Open backrest for easy cleaning
- Seat made of polyurethane foam
- Available with 9 types of bases
- Available also with black, silver or gold footrest

Dimensions:





UPHOLSTERY: W54
LAMINATE: F186

Onda



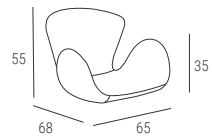
UPHOLSTERY: P9



Special features:

- Seat made of polyurethane foam
- Fully upholstered
- Futuristic round shape
- Available with 9 types of bases
- Available also with black, silver or gold footrest

Dimensions:





UPHOLSTERY: P33
LAMINATE: U10020

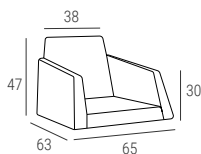
Roto



Special features:

- Fully upholstered
- Modern, unique seat line
- Available with 9 types of bases
- Available also with black, silver or gold footrest

Dimensions:





UPHOLSTERY: W118
LAMINATE: F186

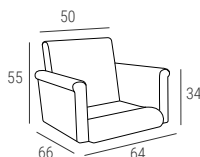
Senator



Special features:

- Backrest with stitching, padded with buttons
- Profiled seat
- Cut out for easy cleaning
- Wide, comfortable seat
- Available with 9 types of bases
- Available also with black, silver or gold footrest

Dimensions:





UPHOLSTERY: P37
LAMINATE: W1000/WHITE
LACQUER: WHITE MATT

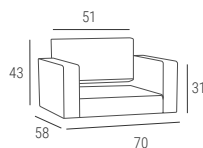
Sirio



Special features:

- Very wide seat
- Wide armrests
- Open backrest for easy cleaning
- Available with 9 types of bases
- Available also with black, silver or gold footrest

Dimensions:





UPHOLSTERY: WPC

Ted

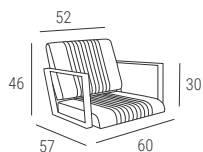


Special features:

- Black or white metal armrests
- Seat and backrest with narrow vertical stitching
- Available with 9 types of bases
- Available also with black, silver or gold footrest



Dimensions:





UPHOLSTERY: P35
LAMINATE: U899/BLACK
SLATS: LIGHT WOOD

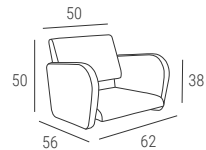
Zara



Special features:

- Rounded armrest
- Open backrest for easy cleaning
- Very wide seat
- Black backrest connectors
- Available with 9 types of bases
- Available also with black, silver or gold footrest


Dimensions:





UPHOLSTERY: P28
LAMINATE: H3730

Styling Units



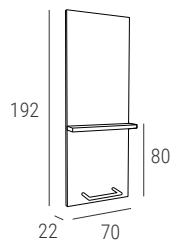
Amy



Special features:

- Wall mounted styling unit
- Shelf
- Square chromed or rounded black or golden footrest
- LED backlight as an option
- Available as multiperson version with Amy Link

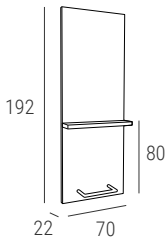
Dimensions:



Amy Link



Dimensions:



Special features:

- Additional panel, allowing to create a multi-person unit
- 3 glass shelves
- 1 laminated board shelf
- Glass shelves mounting in silver, gold or black

Angel I

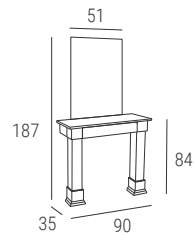


LAMINATE: WHITE GLOSS
LACQUER: WHITE GLOSS

Special features:

- Wall mounted styling unit
- Drawer
- White or black gloss available as standard
- All RAL/NCS palette colors in gloss available for an additional fee

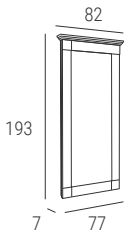
Dimensions:



Angel II



Dimensions:



Special features:

- Wall mounted styling unit
- Frame made of milled MDF
- White or black gloss available as standard
- All RAL/NCS palette colors in gloss available for an additional fee

Bristol



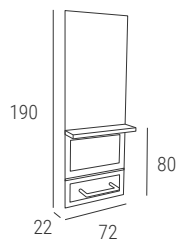
UPHOLSTERY: W115
LAMINATE: W1000/WHITE
LACQUER: WHITE MATT




Special features:

- Wall mounted styling unit
- Shelf made of laminated board
- Decorative panel made of milled MDF
- White or black available as standard, other matt colors of RAL/NCS palette available for additional fee
- Square chromed or rounded black or golden footrest
- LED backlight as an option
- Available as multiperson version with Bristol Link

Dimensions:

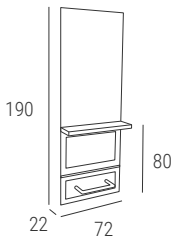


Bristol Link



LAMINATE: W1000/WHITE
LACQUER: WHITE MATT

Dimensions:



Special features:

- Additional panel, allowing to create a multi-person unit
- 3 glass shelves
- 1 shelf made of laminated board
- Decorative panel made of milled MDF
- White or black available as standard, other matt colors of RAL/NCS palette available for additional fee
- Glass shelves mounting in silver, gold or black

Gemma



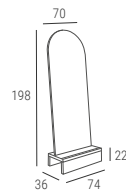
UPHOLSTERY: W111
LAMINATE: D04095



Special features:

- Wall mounted, standing styling unit
- High, arched mirror
- Black metal frame
- Base made of laminated board
- Footrest made of brushed stainless steel

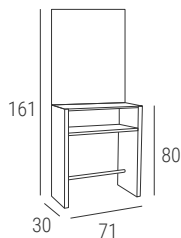
Dimensions:



Glass



Dimensions:



Special features:

- Wall mounted styling unit
- 1 cm thick glass top
- Shelf under the glass top
- Cristal purse holder
- Chromed, gold or black footrest

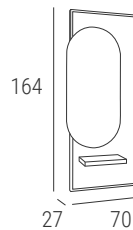
Henry



Special features:

- Wall mounted styling unit
- Mirror frame available in black or gold
- Slats available in 5 color versions
- Shelf and frame made of laminated board
- Mirror - LED backlight as standard

Dimensions:

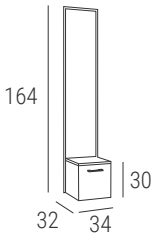


Henry Link



SLATS: ECRUE GLAM
LAMINATE: U0446

Dimensions:



Special features:

- Additional cabinet panel allowing to create a multi-person unit
- Slats available in 5 color versions
- Cabinet with drawer, dryer holder and built-in electrical sockets
- Handle and dryer holder available in black or gold

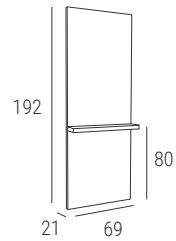
Lana



Special features:

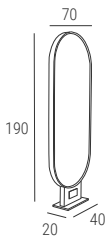
- Wall mounted styling unit
- Shelf made of laminated board
- LED backlight as an option

Dimensions:





Dimensions:




Special features:

- Freestanding double styling unit - requires floor mounting
- Metal frame available in black and gold
- Mirror with lightning - touchless switch on one side
- Built in electrical sockets - two on each side
- Power connection from the bottom

Linea I



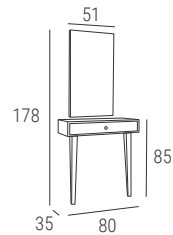
UPHOLSTERY: P4
LAMINATE: U767, FC44




Special features:

- Wall mounted styling unit
- Drawer
- Porcelain drawer holder available in white or black
- White or black legs available as standard
- Other colors of RAL/NCS palette available for an additional fee
- Available with rectangular and arched mirror

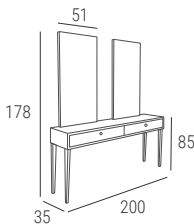
Dimensions:



Linea II



Dimensions:



Special features:

- Wall mounted double styling unit
- 3 drawers
- Porcelain drawer holder available in white or black
- White or black legs available as standard
- Other colors of RAL/NCS palette available for additional fee
- Available with rectangular and arched mirror

Linea II Central



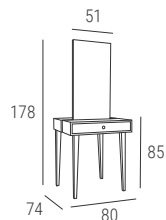
LAMINATE: WHITE GLOSS, U10030




Special features:

- Freestanding double styling unit
- 2 drawers
- Porcelain drawer holder available in white or black
- White or black legs available as standard
- Other colors of RAL/NCS palette available for an additional fee
- Available with rectangular and arched mirror

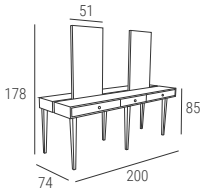
Dimensions:



Linea IV Central



Dimensions:



Special features:

- Freestanding 4-person styling unit
- 6 drawers
- Porcelain drawer holder available in white or black
- White or black legs available as standard
- Other colors of RAL/NCS palette available for an additional fee
- Available with rectangular and arched mirror

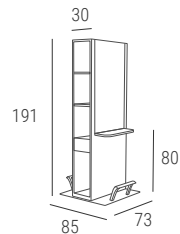
Selene



Special features:

- Freestanding double styling unit
- Unit with built-in shelves on both sides
- Built in electrical sockets
- Front shelf with a dryer holder
- Unit base made of stainless steel with polished aluminum footrest
- Power connection from the bottom

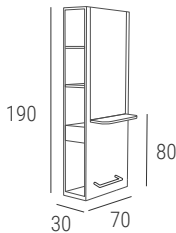
Dimensions:



Selene Wall



Dimensions:



Special features:

- Wall mounted styling unit
- Unit with built-in shelves on both sides
- Built in electrical sockets
- Front shelf with a dryer holder
- Square chromed or rounded black or golden footrest

Show I



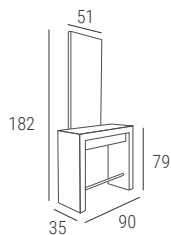
UPHOLSTERY: P7
LAMINATE: BLACK GLOSS

Special features:

- Wall mounted styling unit
- Transpatent white front panel with LED illumination as standard, or black panel without illumination
- Built in electrical sockets
- Chromed, golden or black footrest
- Square or round mirror
- Mirror LED backlight as an option
- Round mirror diameter: 80 cm



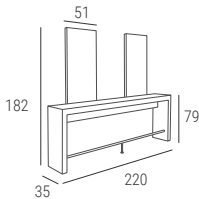
Dimintions:



Show II



Dimensions:



Special features:

- Wall mounted double styling unit
- Transpatent white front panel with LED illumination as standard, or black panel without illumination
- Built in electrical sockets
- Chromed, golden or black footrest
- Square or round mirror
- Mirror LED backlight as an option
- Round mirror diameter: 80 cm

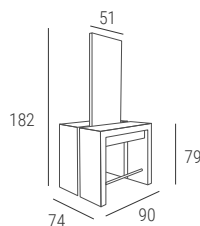
Show II Central



Special features:

- Freestanding double styling unit
- Transpatent white front panel with LED illumination as standard, or black panel without illumination
- Built in electrical sockets
- Chromed, golden or black footrest
- Square or round mirror
- Round mirror frame lacquered in gold, black or white
- Round mirror diameter: 80 cm

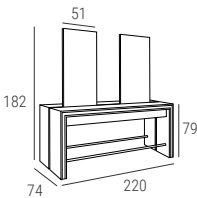
Dimensions:



Show IV Central



Dimensions:



Special features:

- Freestanding 4-person styling unit
- Transpatent white front panel with LED illumination as standard, or black panel without illumination
- Built in electrical sockets
- Chromed, golden or black footrest
- Square or round mirror
- Round mirror frame lacquered in gold, black or white
- Round mirror diameter: 80 cm

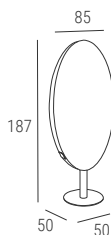
Virgo



Special features:

- Freestanding styling unit - requires floor mounting
- Golden metal frame
- Mirror with lightning - touchless switch on both sides
- Built in electrical sockets
- Power connection from the bottom

Dimensions:





UPHOLSTERY: P21

Wash units



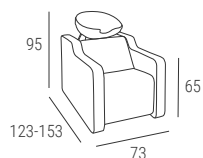
Alba



Special features:

- Available also with electrical footrest and vibro massage
- Black or white adjustable Young basin
- Optional black or white adjustable Europe basin
- Silver or gold chromed fittings
- Adjustable legs
- Available also as multiple person SOFA version

Dimensions:

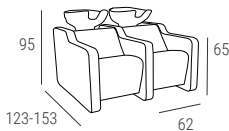


Alba Sofa



UPHOLSTERY: W111

Dimensions:



Special features:

- A single segment allows to create multi-person sofa backwash
- Available also with electrical footrest and vibro massage
- Black or white adjustable Young basin
- Optional black or white adjustable Europe basin
- Silver or gold chromed fittings
- Adjustable legs

Bea



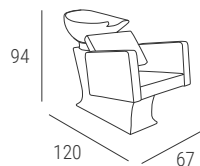
UPHOLSTERY: P34



Special features:

- Very durable black or white plastic casing
- Floor mounting required
- Black or white adjustable Cosmo basin
- Silver or gold chromed fittings

Dimensions:





UPHOLSTERY: P7

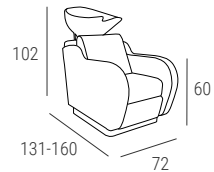
Espania



Special features:

- Available also with electrical footrest and Shiatsu massage
- Stainless steel plinth
- Black or white adjustable Cosmo basin
- Optional black or white adjustable Europe basin
- Silver or gold chromed fittings
- Available also as multiple person SOFA version

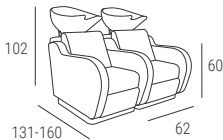
Dimensions:



Espania Sofa



Dimensions:



Special features:

- A single segment allows to create multi-person sofa backwash
- Available also with electrical footrest and Shiatsu massage
- Stainless steel plinth
- Black or white adjustable Cosmo basin
- Optional black or white adjustable Europe basin
- Silver or gold chromed fittings

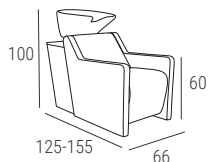
Gloria



Special features:

- Available also with electrical footrest and vibro massage
- Adjustable legs
- Black or white adjustable Europe basin
- Silver or gold chromed fittings
- Basin base made of laminated board
- Available also as multiple person SOFA version

Dimensions:

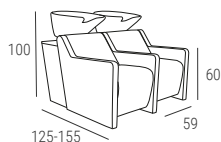


Gloria Sofa



UPHOLSTERY: P21
LAMINATE: UA80

Dimensions:



Special features:

- A single segment allows to create multi-person sofa backwash
- Available also with electrical footrest and vibro massage
- Adjustable legs
- Black or white adjustable Europe basin
- Silver or gold chromed fittings
- Basin base made of laminated board

Ohana E



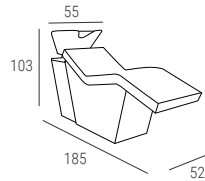
UPHOLSTERY: WPF
LAMINATE: U727



Special features:

- Lying backwash
- Available also with vibro massage
- Upholstery smooth or with horizontal stitching
- Black or white adjustable Europe basin
- Silver or gold chromed fittings
- Washunit base made of laminated board
- Floor mounting required

Dimintions:

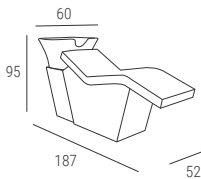


Ohana M



UPHOLSTERY: P97
LAMINATE: U899/BLACK, D30190

Dimensions:



Special features:

- Lying backwash with lumbar pillow
- Available also with vibro massage
- Upholstery smooth or with horizontal stitching
- Black or white Modena basin with comfortable head support with soft gel pad
- Silver or gold chromed fittings
- Washunit base made of laminated board
- Floor mounting required

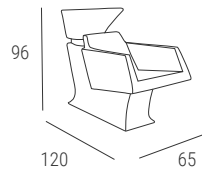
Roto



Special features:

- Very durable black or white plastic casing
- Floor mounting required
- Black or white adjustable Europe basin
- Silver or gold chromed fittings

Dimensions:





UPHOLSTERY: W93

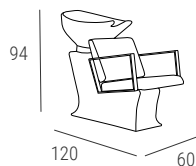
Ted



Special features:

- Seat and backrest with narrow vertical stitching
- Black or white metal armrests
- Very durable black or white plastic casing
- Floor mounting required
- Black or white Cosmo basin
- Silver or gold chromed fittings

Dimensions:





UPHOLSTERY: P7

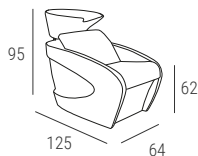
Vanity



Special features:

- Very durable black or white plastic casing
- Upholstery with wide horizontal stitching
- Available also with vibro massage
- Black or white adjustable Europe basin
- Silver or gold chromed fittings

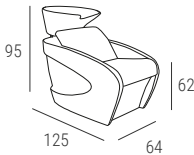
Dimensions:



Vanity P



Dimensions:



Special features:

- Very durable black or white plastic casing
- Upholstery with narrow vertical stitching
- Available also with vibro massage
- Black or white adjustable Europe basin
- Silver or gold chromed fittings

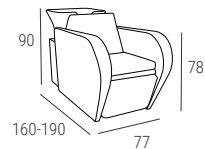
Vida



Special features:

- Black or white Modena basin with comfortable head support with soft gel pad
- Silver or gold chromed fittings
- Backrest and footrest recline to a lying position
- Controls on the side of the backwash
- Comfortable wide armrests
- Decorative seams on the seat - 2 patterns available

Dimensions:





UPHOLSTERY: W11
LAMINATE: WHITE GLOSS

Zara

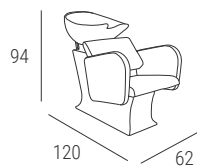


Special features:

- Very durable black or white plastic casing
- Black or white adjustable Cosmo basin
- Silver or gold chromed fittings



Dimensions:





UPHOLSTERY: P7

Zen



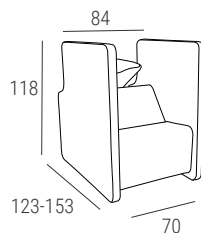
UPHOLSTERY: P23, W111, W92



Special features:

- Available with electrical footrest and vibro massage
- Black or white adjustable Europe basin
- Silver or gold chromed fittings
- High sides for privacy
- Removable armrests
- Available also as multiple person SOFA version


Dimensions:





UPHOLSTERY: P23, W111, W92

Barbershop



Lexus



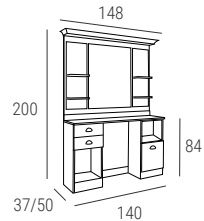
LAMINATE: U899/BLACK




Special features:

- Available as single or multiple person unit
- Made of venge or black matt laminated board
- Marble top available as an option
- Available with or without basin
- Sconce - bulbs are not included

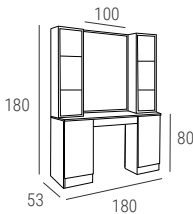
Dimensions:



Vintage



Dimensions:



Special features:

- Made of veneer or black matt laminated board
- Lower cabinets with wooden doors
- Upper cabinets with glass shelves and lightning
- Top made of laminated board
- Marble top as an option
- Available with or without basin
- Possible logo sandblasting on the glass doors

Reception Desks



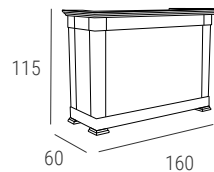
Angel



Special features:

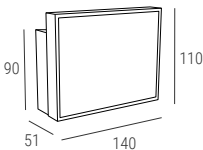
- Upholstered front and sides,
- Body made of laminated board
- Decorative panels and top made of laquered MDF
- White or black gloss available as standard
- All RAL/NCS/NCS palette colors in gloss available for an additional fee
- Equipped with cabinets and drawers
- Worktop height: 90 cm

Dimensions:





Dimensions:



Special features:

- Front perspex panel with LED lightning
- Equipped with cabinets, drawers, shelf and a pull-out drawer
- Worktop height: 90 cm
- Locks installation as an option
- Possibility to add the salon's logo sticker for an additional fee

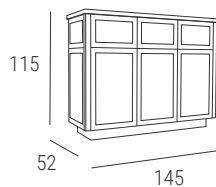
Bristol



Special features:

- Top and body made of laminated board
- Decorative panel made of milled MDF
- White or black available as standard, other matt colors of RAL/NCS palette available for additional fee
- Equiped with: 2 cabinets and shelf
- Available in white or black
- Worktop height: 80 cm
- Locks installation as an option


Dimintions:





LACQUER: BLACK MATT

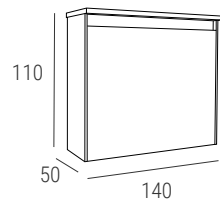
Color



Special features:

- LED lighted recess under the countertop
- Equipped with cabinet, and 2 drawers
- Worktop height: 80 cm
- Locks installation as an option


Dimensions:





LAMINATE: U04446/D04095

Henry S



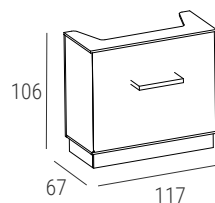
LAMINATE: U899/BLACK
SLATS: LIGHT WOOD



Special features:

- Body and shelf made of laminated board
- Front made of slats panels, available in 5 color versions
- Plinth with LED lighting
- Worktop height: 80 cm
- Optional additional under-counter cabinets available in 3 versions. See on page 130

Dimensions:

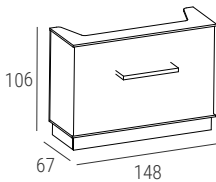


Henry M



LAMINATE: U10020
SLATS: BLACK PEARL


Dimensions:



Special features:

- Body and shelf made of laminated board
- Front made of slats panels, available in 5 color versions
- Plinth with LED lighting
- Worktop height: 80 cm
- Optional additional under-counter cabinets available in 3 versions. See on page 130

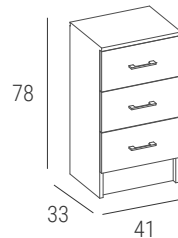
Henry Cabinet



Special features:

- Additional undercounter cabinet to the HENRY reception desks
- Handles available in gold or black
- Locks installation as an option
- Available in 3 configurations

Dimensions:



Henry Cabinet options



HENRY 1



HENRY 2



HENRY 3

Henry L



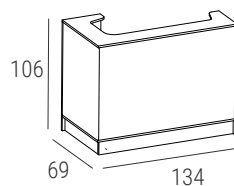
LAMINATE: U0446
SLATS: ECRUE GLAM




Special features:

- Corner reception desk
- Body made of laminated board
- Front made of slats panels, available in 5 color versions
- Plinth with LED lighting
- Worktop height: 80 cm
- Optional additional under-counter cabinets available in 3 versions. See on page 134

Dimensions:




Henry L Dispaly



LAMINATE: U0446


Dimensions:



Special features:

- Additional display cabinet to the HENRY L reception desk
- 2 glass shelves
- LED lighting inside the cabinet
- Plinth with LED lighting
- Handles available in gold or black
- Locks installation as an option


Henry L Cabinet



Special features:

- Additional cabinet to the HENRY L reception desk
- Body made of laminated board
- Front made of slats panels, available in 5 color versions
- Handles available in gold or black
- Locks installation as an option
- Available in 5 configurations. See on next page.

Dimensions:



Henry L Cabinet options



HENRY L0



HENRY L1



HENRY L2



HENRY L3



HENRY L4

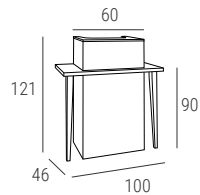
Linea S



Special features:

- Drawer, cabinet and open shelves
- Porcelain drawer holder available in white or black
- White or black lacquered legs available as standard
- Other colors of RAL/NCS palette available for an additional fee
- Worktop height: 90 cm
- Locks installation as an option

Dimensions:

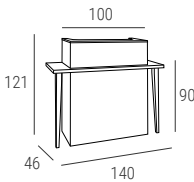


Linea M



LAMINATE: UA80, U10030
LACQUER: NCS S 4010 G30Y


Dimensions:



Special features:

- 2 drawers, 2 cabinets and open shelves
- Porcelain drawer holder available in white or black
- White or black legs available as standard
- Other colors of RAL/NCS palette available for an additional fee
- Worktop height: 80 cm
- Locks installation as an option

Cabinets



Combo



LAMINATE: BLACK GLOSS

Special features:

- 4 drawers
- Handle for easy movement
- Silver drawer handles
- Plastic wheels with silver cover

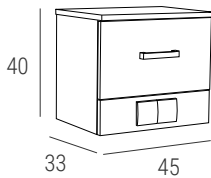
Dimensions:



Combo Wall



Dimensions:



Special features:

- Wall mounted cabinet with a drawer
- Built in electrical socket
- Silver drawer handle

Modo

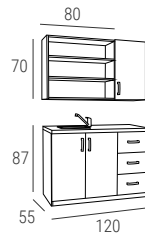


LAMINATE: W1000/WHITE

Special features:

- Lab cabinet set
- Upper cabinets: 3 shelves and a cabinet
- Lower cabinets: 2 doors cabinet, 3 drawers, stainless steel sink and chromed armature
- Made of laminated board
- Lower and upper cabinets sold separately

Dimensions:





LAMINATE: U702, U10030



LAMINATE: D04095, U767

SGW80/SGWP80
SDS80/SD80

Modular Lab System



SDK 40
Height: 85 cm
Width: 40 cm
Tilting door
Towel bin



SD P40 / L40
Height: 85 cm
Width: 40 cm
Right or leftsided doors
Shelves inside
Optional sink



SD 60 / 80
Height: 85 cm
Width: 60 / 80 cm
Double doors
Shelves inside
Optional sink



SDS 40 / 60 / 80
Height: 85 cm
Width: 40 / 60 / 80 cm
Equipped with 4 drawers



SINK
Stainless steel
Dimensions: 36x26x18



SINGLE LEVER MIXER
With swivel spout
Ceramic head
Chromed

Modular Lab System



SGN P40 / L40

Height: 72 cm
Width: 40 cm
Right or left hand door
Shelves inside



SGN 60 / 80

Height: 72 cm
Width: 60 / 80 cm
Double doors
Shelves inside



SGP 40 / 60 / 80

Height: 72 cm
Width: 40 / 60 / 80 cm
Open shelves



SGW P40 / L40

Height: 110 cm
Width: 40 cm
Right or left hand door
Shelves inside



SGW 60 / 80

Height: 110 cm
Width: 60 / 80 cm
Double doors
Shelves inside



SGWP P40 / L40

Height: 110 cm
Width: 40 cm
Right or left hand door
Shelves



SGWP 60 / 80


Height: 110 cm
Width: 60 / 80 cm
Double doors
Shelves



SGN 40L / SGP60 / SGN80
SDK 40 / SD 60 / SDS80

LAMINATE: U899/BLACK, F187

Product overview



Styling Chairs



AUDREY
36



BEA
38



ESPAÑA
40



EUPHORIA
42



FRANKIE
44



GLORIA
46



GRACE
48



JOY
50



MAREA
52

Styling Chairs



ONDA
54



ROTO
56



SENATOR
58



SIRIO
60



TED
62



ZARA
64

ALL STYLING CHAIRS ARE AVAILABLE ALSO WITH FOOTREST



SILVER



GOLDEN



BLACK

Styling chair bases types



STAR BASE
WHEELS

Height: 43 - 55,5 cm
Base diameter: 63 cm



STAR BASE
SILVER FEET

Height: 40- 53
Base diameter: 63 cm



STAR BASE
BLACK FEET

Height: 39- 51,5 cm
Base diameter: 63 cm



SQUARE BASE
GOLD

Height: 38 - 49 cm
Base dimension: 45x45 cm



SQUARE BASE
SILVER

Height: 38 - 49 cm
Base dimension: 45x45 cm



SQUARE BASE
BLACK

Height: 37 - 49 cm
Base dimension: 45x45 cm



DISC BASE
GOLD

Height: 38 - 49 cm
Base diameter: 50 cm



DISC BASE
SILVER

Height: 38 - 49 cm
Base diameter: 50 cm



DISC BASE
SILVER - WIDE

Height: 38 - 49 cm
Base diameter: 58 cm

Styling Units



AMY
68



AMY LINK
69



ANGEL I
70



BRISTOL
72



BRISTOL LINK
73



ANGEL II
71



GEMMA
74



GLASS
75

Styling Units



HENRY
76



HENRY LINK
77



LANA
78



LEO
79



LINEA I
80



LINEA II
81



LINEA II CENTRAL
82



LINEA IV CENTRAL
83

Styling Units / Barbershop



SELENE
84



SELENE WALL
85



SHOW I
86



SHOW II
87



SHOW II CENTRAL
88



SHOW IV CENTRAL
89



VIRGO
90



LEXUS
118



VINTAGE
119

Backwashes



ALBA
94



ALBA SOFA
95



ESPAÑA
98



ESPAÑA SOFA
99



GLORIA
100



GLORIA SOFA
101

Backwashes



OHANA E
102



OHANA M
103



ZEN
114



BEA
96



ROTO
104



TED
106

Backwashes



VANITY
108



VANITY P
109



VIDA
110



ZARA
112

WASH UNITS BASIN TYPES AND COLORS



YOUNG



COSMO



EUROPE



MODENA



Reception Desk



ANGEL
122



BRILL
123



BRISTOL
124



COLOR
126



HENRY S
128



HENRY M
129



HENRY L
132




LINEA S
136




LINEA M
137

Reception Desk



HENRY L DISPALY
133



HENRY L CABINET
134



HENRY 1
130



HENRY 2
130



HENRY 3
130

Cabinets



COMBO
140



COMBO WALL
141



MODO I
142



MODO II
142

Accessories



LUX BLACK



LUX GOLD



LUX SILVER



TYPE I



TYPE II



UNI



SPIRAL



AMIGO



BARON



GORDON



NEW YORK



LADDER BLACK



LADDER GOLD



LADDER SILVER



BARBER MAT



MIO BLACK



MIO GOLD



MIO SILVER



NECK CUSHION

Stools



H2



S2



H02



H3



S3



H03



H06



S03

Finishes



Upholstery


MATERIAL STRUCTURE



P 28




P 29




P 30



P 31




P 32



P 33



P 34



P 35



P 36




P 37




P 39


LEATHER STRUCTURE



P 3




P 4




P 5




P 6



P 7



P 8



P 9



P 12



P 20



P 21



P 22




P 23




P 24




P 25



P 96



P 97



W10



W 86



W 78



W 79




W PC




W PF




W 90




W 110




W 91



W 120




W92




W111




W113




W112




W 56



W 57



W46



W 93



W 42



W 50




W 51




W 52



W 53




W 80



W114




W115



W116



W118




W54



W55


Laminate



WHITE GLOSS



BLACK GLOSS




W1000 / WHITE




U899 / BLACK



H3043



F186




F187



H3730



H1180




D4095



U702



U727



U767



U10020



U4446



U10030

MATERIAL STRUCTURE




D30100




FC44

LEATHER STRUCTURE



UA80




FA33

GOLDEN DECOR



D30190

Lacquer HIGH GLOSS



WHITE GLOSS



BLACK GLOSS

Varnish VISIBLE WOOD STRUCTURE




BEECH



VENGE

Slats




PEARL




BLACK PEARL



ECRUE GLAM



BLACK GLAM



LIGHT WOOD

Contents

INSPIRATIONS	2
STYLING CHAIRS	34
STYLING UNITS	66
WASH UNITS	92
BARBERSHOP	116
RECEPTION DESKS	120
CABINETS	138
PRODUCT OVERVIEW	148
FINISHES	164



Mila

www.mila-furniture.com
sales@mila-furniture.com
+48 694 233 000
FB /MilaFurniture
IG /milasalonfurniture