

# *Mila*



2026

# Contents

INSPIRATIONS .....	4
STYLING CHAIRS .....	38
STYLING UNITS .....	72
WASH UNITS .....	102
BARBERSHOP .....	130
RECEPTION DESKS .....	134
CABINETS .....	154
PRODUCT OVERVIEW .....	164
FINISHES .....	184

# Step Into the World of *Mila*

## **Professional Furniture for Exceptional Salons**

Mila is a leading manufacturer of hairdressing furniture, dedicated to creating optimal solutions that transform modern salons into spaces of beauty and functionality. With a deep understanding of the needs of today's beauty professionals, we seamlessly combine Italian elegance with Polish craftsmanship. The result is furniture that not only enhances the visual appeal of your salon but also delivers exceptional comfort for both clients and staff.

## **Beauty and Functionality in Perfect Harmony**

At Mila, we believe that great design is the key to an unforgettable salon experience. Our furniture is thoughtfully crafted to create a serene, luxurious atmosphere where clients can relax and indulge. From sleek styling chairs to sophisticated reception desks, every product reflects our unwavering commitment to superior design, durability, and usability.

## **Crafted for Professionals, Trusted Worldwide**

Whether you're opening a new salon or revitalizing an existing one, Mila provides tailored solutions to bring your vision to life. With a global presence, we deliver unparalleled design and quality to beauty professionals around the world.

Step into the world of Mila and discover how our expertly crafted furniture can transform your salon into an oasis of beauty and comfort. Because your clients deserve nothing less than excellence.



p. 97



p. 96

p. 114

p. 62

# ROTO & SELENE



p. 74



p. 75

p. 58

MAREA & AMY



p. 86

p. 87

p. 52



p. 148

p. 149

GRACE & HENRY



p. 148

p. 149

p. 161



p. 162



p. 112

p. 80

p. 81



○ ..... p. 64

# SENATOR & BRISTOL

p. 99





p. 42

p. 98



p. 106



p. 138

BEA & BRILL



p. 98

p. 100

p. 60



p. 120

ONDA, SHOW & VANITY



○ ..... p. 88

p. 54  
○



p. 116

HOWARD, LANA & SHELDON



p. 82

p. 40



p. 105

AUDREY, GEMMA & ALBA



p. 94

p. 153

p. 68



p. 94

TED & LINEA



p. 94

p. 68



p. 118

TED & LINEA



p. 158

p. 110



p. 84

p. 50



p. 90



p. 46

EUPHORIA & LINEA



p. 136



p. 78

p. 44

ESPAÑA & ANGEL



p. 76



p. 44



p. 109



p. 84



p. 70



p. 120



# ZARA, GLASS & VANITY



---

# Styling chairs

---



# Audrey

---



UPHOLSTERY: P25



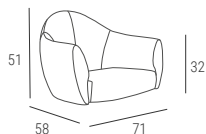
---

## Description:

- Very wide seat
- Seat made of polyurethane foam
- Cut out for easy cleaning
- Available with 17 types of bases
- Available also with black, silver or gold footrest

---

## Dimensions:





UPHOLSTERY: P39  
LAMINATE: D4095

# Bea

---



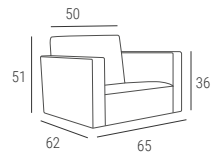
---

## Description:

- Open backrest for easy cleaning
- Very wide seat
- Solid seat with wide armrests
- Black backrest connectors
- Available with 17 types of bases
- Available also with black, silver or gold footrest

---

## Dimensions:





UPHOLSTERY: P34  
LAMINATE: U727

# Espania

---



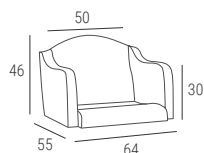
---

## Description:

- Profiled seat and backrest
- Very comfortable
- Rounded backrest and soft armrests line
- Available with 17 types of bases
- Available also with black, silver or gold footrest

---

## Dimensions:





UPHOLSTERY: P25  
LACQUER: BLACK GLOSS

# Euphoria

---



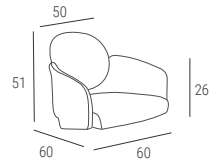
## Description:

---

- Unique seat shape
- Seat made of polyurethane foam
- Chromed decorative elements on the back
- Available with 17 types of bases
- Available also with black, silver or gold footrest

## Dimensions:

---





UPHOLSTERY: P23  
LAMINATE: U767, FC44  
LACQUER: U767 MATT

# Frankie

---



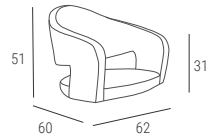
---

## Description:

- Open backrest for easy cleaning
- Very wide seat
- Ergonomic backrest shape
- Available with 17 types of bases
- Available also with black, silver or gold footrest

---

## Dimensions:





UPHOLSTERY: W111  
LAMINATE: H3730

# Gloria

---



## Description:

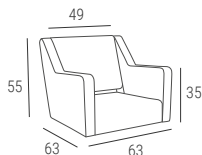
---

- Open backrest for easy cleaning
- Very wide seat
- Available with 17 types of bases
- Available also with black, silver or gold footrest



## Dimensions:

---





UPHOLSTERY: P21  
LAMINATE: U10020

# Grace

---



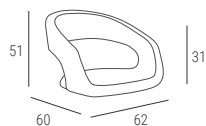
---

## Description:

- Open backrest for easy cleaning
- Very wide seat
- Ergonomic backrest shape
- Available with 17 types of bases
- Available also with black, silver or gold footrest

---

## Dimensions:





UPHOLSTERY: P22  
LAMINATE: U10030

# Howard

---



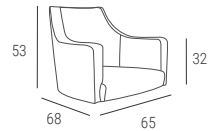
---

## Description:

- Very wide seat
- Ergonomic backrest shape
- Available with 17 types of bases
- Available also with black, silver or gold footrest

---

## Dimensions:





UPHOLSTERY: W51, W118, W80

# Joy

---



UPHOLSTERY: P22



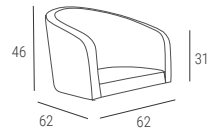
---

## Description:

- Cut out for easy cleaning
- Very wide seat
- Ergonomic backrest shape
- Available with 17 types of bases
- Available also with black, silver or gold footrest

---

## Dimensions:





UPHOLSTERY: P20  
LAMINATE: U4446  
SLATS: PEARL

# Marea

---



UPHOLSTERY: P22



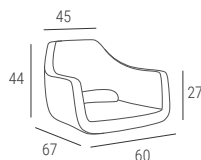
---

## Description:

- Open backrest for easy cleaning
- Seat made of polyurethane foam
- Available with 17 types of bases
- Available also with black, silver or gold footrest

---

## Dimensions:





UPHOLSTERY: W54  
LAMINATE: F186

# Onda

---



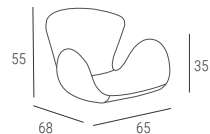
## Description:

---

- Seat made of polyurethane foam
- Fully upholstered
- Futuristic round shape
- Available with 17 types of bases
- Available also with black, silver or gold footrest

## Dimensions:

---





UPHOLSTERY: P33  
LAMINATE: U10020

# Roto

---



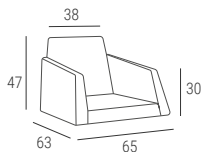
---

## Description:

- Fully upholstered
- Modern, unique seat line
- Available with 17 types of bases
- Available also with black, silver or gold footrest

---

## Dimensions:





UPHOLSTERY: W118  
LAMINATE: F186

# Senator

---



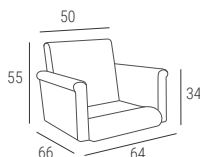
---

## Description:

- Backrest with stitching, padded with buttons
- Profiled seat
- Cut out for easy cleaning
- Wide, comfortable seat
- Available with 17 types of bases
- Available also with black, silver or gold footrest

---

## Dimensions:





UPHOLSTERY: P37  
LAMINATE: WHITE MATT  
LACQUER: WHITE MATT

# Sirio

---



UPHOLSTERY: W110



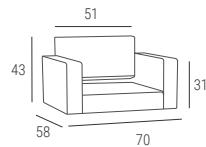
---

## Description:

- Very wide seat
- Wide armrests
- Open backrest for easy cleaning
- Available with 17 types of bases
- Available also with black, silver or gold footrest

---

## Dimensions:





UPHOLSTERY: P24  
LAMINATE: U4446

# Ted

---



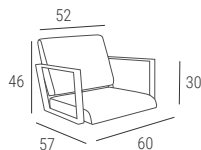
---

## Description:

- Black or white metal armrests
- Seat and backrest with narrow vertical stitching
- Available with 17 types of bases
- Available also with black, silver or gold footrest

---

## Dimensions:





UPHOLSTERY: P35  
LAMINATE: BLACK MATT  
SLATS: LIGHT WOOD

# Zara

---



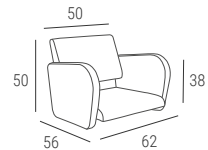
## Description:

---

- Rounded armrest
- Open backrest for easy cleaning
- Very wide seat
- Black backrest connectors
- Available with 17 types of bases
- Available also with black, silver or gold footrest

## Dimensions:

---






UPHOLSTERY: P29  
LAMINATE: H3730



---

# Styling Units

---



# Amy

---



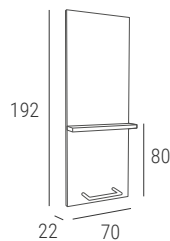
## Description:

---

- Wall mounted styling unit
- Shelf made of laminated board
- Square chromed or rounded black or golden footrest
- LED backlight as an option
- Available as multiperson version with Amy Link

## Dimensions:

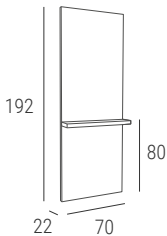
---



# Amy Link



## Dimensions:



## Description:

- Additional panel for creating a multi-person unit
- 3 glass shelves
- 1 shelf made of laminated board
- Glass shelf handles in silver, gold or black

# Angel I

---



LAMINATE: WHITE GLOSS  
LACQUER: WHITE GLOSS

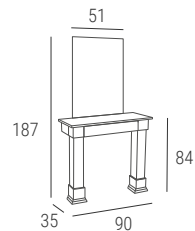
## Description:

---

- Wall mounted styling unit
- Drawer
- Available in 8 lacquer colors
- Other RAL/NCS gloss colors available at extra cost

## Dimensions:

---





UPHOLSTERY: P4  
LAMINATE: U10020  
LACQUER: U10020 GLOSS

# Angel II

---



LACQUER: WHITE GLOSS

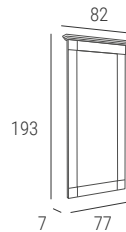
---

## Description:

- Wall mounted styling unit
- Frame made of milled MDF
- Available in 8 lacquer colors
- Other RAL/NCS gloss colors available at extra cost

---

## Dimensions:





UPHOLSTERY: P4  
LAMINATE: U10020  
LACQUER: U10020 GLOSS

# Bristol

---



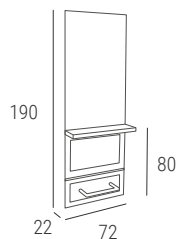
## Description:

---

- Wall mounted styling unit
- Shelf made of laminated board
- Decorative panel made of milled MDF
- Available in 8 lacquer colors
- Other RAL/NCS colors available at extra cost
- Square chromed or rounded black or golden footrest
- LED backlight as an option
- Available as multiperson version with Bristol Link

## Dimensions:

---

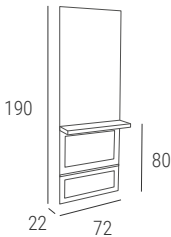


# Bristol Link



LAMINATE: WHITE MATT  
LACQUER: WHITE MATT

## Dimensions:



## Description:

- Additional panel for creating a multi-person unit
- 3 glass shelves
- 1 shelf made of laminated board
- Decorative panel made of milled MDF
- Available in 8 lacquer colors
- Other RAL/NCS colors available at extra cost
- Glass shelf handles in silver, gold or black

# Gemma

---



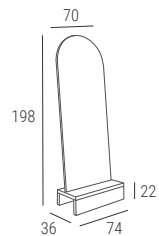
---

## Description:

- Wall mounted, standing styling unit
- Tall, tilted and arched mirror
- Black metal frame
- Base made of laminated board
- Footrest made of brushed stainless steel

---

## Dimensions:





UPHOLSTERY: W11  
LAMINATE: D4095

# Glass

---



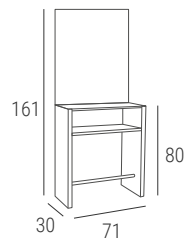
---

## Description:

- Wall mounted styling unit
- 1 cm thick glass top
- Shelf under the glass top
- Cristal purse holder
- Chromed, gold or black footrest

---

## Dimensions:





UPHOLSTERY: P31  
LAMINATE: D30100

# Henry

---



SLATS: LIGHT WOOD  
LAMINATE: BLACK MATT



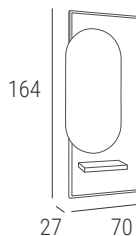
---

## Description:

- Wall mounted styling unit
- Mirror frame available in black or gold
- Slats available in 8 color versions
- Shelf and frame made of laminated board
- Mirror - LED backlight as standard

---

## Dimensions:

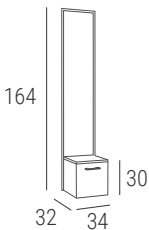


# Henry Link



SLATS: ÉCRU GLAM  
LAMINATE: U446

## Dimensions:



## Description:

- Additional cabinet panel allowing to create a multi-person unit
- Slats available in 8 color versions
- Cabinet with drawer, dryer holder and built-in electrical sockets
- Handle and dryer holder available in black or gold

# Lana

---



LAMINATE: BLACK MATT

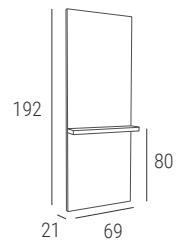
---

## Description:

- Wall mounted styling unit
- Shelf made of laminated board
- LED backlight as an option

---

## Dimensions:





UPHOLSTERY: P21  
LAMINATE: D4095

# Linea I

---



LAMINATE: U727, FC44  
LACQUER: U727 MATT



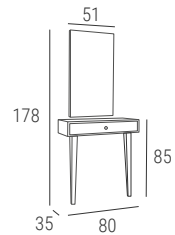
## Description:

---

- Wall mounted styling unit
- Drawer
- Porcelain drawer handle available in white or black
- Legs available in 8 lacquer colors
- Other RAL/NCS colors available at extra cost
- Available with rectangular and arched mirror

## Dimensions:

---






UPHOLSTERY: P4  
LAMINATE: U767, FC44  
LACQUER: U767 MATT

# Linea II

---



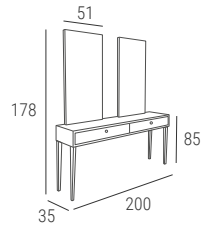
## Description:

---

- Wall mounted double styling unit
- 3 drawers
- Porcelain drawer handle available in white or black
- Legs available in 8 lacquer colors
- Other RAL/NCS colors available at extra cost
- Available with rectangular and arched mirror

## Dimensions:

---



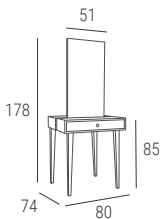
# Linea II Central

---



---

## Dimensions:




---

## Description:

- Freestanding double styling unit
- 2 drawers
- Porcelain drawer handle available in white or black
- Legs available in 8 lacquer colors
- Other RAL/NCS colors available at extra cost
- Available with rectangular and arched mirror

# Linea IV Central

---



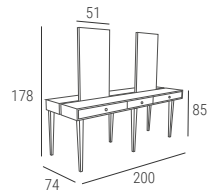
---

## Description:

- Freestanding 4-person styling unit
- 6 drawers
- Porcelain drawer handle available in white or black
- Legs available in 8 lacquer colors
- Other RAL/NCS colors available at extra cost
- Available with rectangular and arched mirror

---

## Dimensions:





UPHOLSTERY: P34  
LAMINATE: WHITE GLOSS, U10020  
LACQUER: WHITE GLOSS

# Selene

---



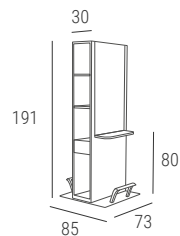
---

## Description:

- Freestanding double styling unit
- Unit with built-in shelves on both sides
- Built in four electrical sockets
- Front shelf with a dryer holder
- Unit base made of stainless steel with polished aluminum footrest
- Power connection from the bottom

---

## Dimensions:

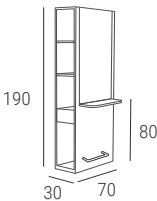


# Selene Wall



UPHOLSTERY: P4  
LAMINATE: H1180 / U10030

## Dimensions:



## Description:

- Wall mounted styling unit
- Unit with built-in shelves on both sides
- Built in two electrical sockets
- Front shelf with a dryer holder
- Square chromed or rounded black or golden footrest

# Show I

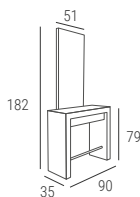


UPHOLSTERY: P7  
LAMINATE: BLACK GLOSS / WHITE GLOSS

## Description:

- Wall mounted styling unit
- Transpatent white front panel with LED illumination as standard, or black panel without illumination
- Built in electrical sockets
- Chromed, golden or black footrest
- Square or round mirror
- Mirror LED backlight as an option
- Round mirror diameter: 80 cm

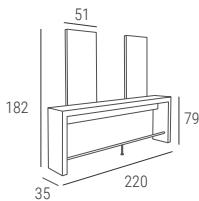
## Dimensions:



# Show II



## Dimensions:



## Description:

- Wall mounted double styling unit
- Transpatent white front panel with LED illumination as standard, or black panel without illumination
- Built in electrical sockets
- Chromed, golden or black footrest
- Square or round mirror
- Mirror LED backlight as an option
- Round mirror diameter: 80 cm

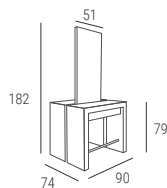
# Show II Central



## Description:

- Freestanding double styling unit
- Transpatent white front panel with LED illumination as standard, or black panel without illumination
- Built in electrical sockets
- Chromed, golden or black footrest
- Square or round mirror
- Round mirror frame lacquered in gold, black or white
- Round mirror diameter: 80 cm

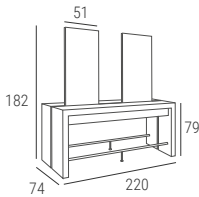
## Dimensions:



# Show IV Central



## Dimensions:



## Description:

- Freestanding 4-person styling unit
- Transpatent white front panel with LED illumination as standard, or black panel without illumination
- Built in electrical sockets
- Chromed, golden or black footrest
- Square or round mirror
- Round mirror frame lacquered in gold, black or white
- Round mirror diameter: 80 cm



---

# Backwashes

---



# Alba

---



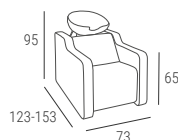
## Description:

---

- Available also with electrical footrest and vibro massage
- Black or white adjustable Young basin
- Optional black or white adjustable Europe basin
- Silver, gold, black or black SPA fittings
- Adjustable legs
- Optional closed back
- Available also as multiple person Sofa version

## Dimensions:

---

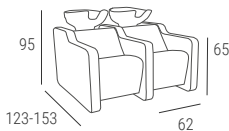


# Alba Sofa



UPHOLSTERY: P7

## Dimensions:



## Description:

- A single segment allows to create multiple person Sofa backwash
- Available also with electrical footrest and vibro massage
- Black or white adjustable Young basin
- Optional black or white adjustable Europe basin
- Silver, gold, black or black SPA fittings
- Adjustable legs
- Optional closed back

# Bea

---



UPHOLSTERY: P34

## Description:

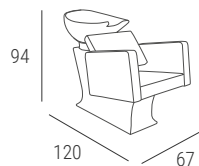
---

- Very wide seat
- Black or white adjustable Cosmo basin
- Silver, gold, black or black SPA fittings
- Very durable black or white plastic casing
- Floor mounting required



## Dimensions:

---





UPHOLSTERY: P7

# Espania

---



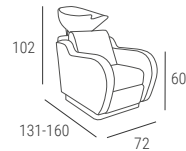
---

## Description:

- Available also with electrical footrest and Shiatsu massage
- Stainless steel plinth
- Black or white adjustable Cosmo basin
- Optional black or white adjustable Europe basin
- Silver, gold, black or black SPA fittings
- Available also as multiple person Sofa version

---

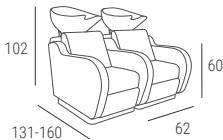
## Dimensions:



# Espania Sofa



## Dimensions:



## Description:

- A single segment allows to create multiple person Sofa backwash
- Available also with electrical footrest and Shiatsu massage
- Stainless steel plinth
- Black or white adjustable Cosmo basin
- Optional black or white adjustable Europe basin
- Silver, gold, black or black SPA fittings

# Gloria

---



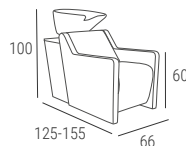
---

## Description:

- Available also with electrical footrest and vibro massage
- Adjustable legs
- Black or white adjustable Europe basin
- Silver, gold, black or black SPA fittings
- Basin base made of laminated board
- Available also as multiple person Sofa version

---

## Dimensions:

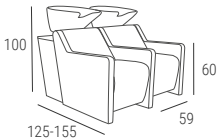


# Gloria Sofa



UPHOLSTERY: P7  
LAMINATE: BLACK MATT

## Dimensions:



## Description:

- A single segment allows to create multiple person Sofa backwash
- Available also with electrical footrest and vibro massage
- Adjustable legs
- Black or white adjustable Europe basin
- Silver, gold, black or black SPA fittings
- Basin base made of laminated board

# Ohana E

---



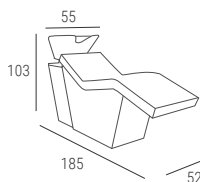
## Description:

---

- Lying backwash
- Available also with vibro massage
- Upholstery smooth or with horizontal stitching
- Black or white adjustable Europe basin
- Silver, gold, black or black SPA fittings
- Washunit base made of laminated board
- Floor mounting required

## Dimensions:

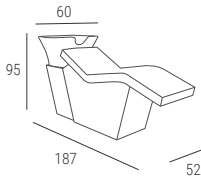
---



# Ohana M



## Dimensions:



## Description:

- Lying backwash with lumbar pillow
- Available also with vibro massage
- Upholstery smooth or with horizontal stitching
- Black or white Modena basin with comfortable head support with soft foam pad
- Silver, gold, black or black SPA fittings
- Washunit base made of laminated board
- Floor mounting required

# Roto

---



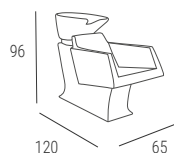
## Description:

---

- Black or white adjustable Europe basin
- Silver, gold, black or black SPA fittings
- Very durable black or white plastic casing
- Floor mounting required

## Dimensions:

---





UPHOLSTERY: W93

# Sheldon

---



UPHOLSTERY: P3 / W51, W118, W80



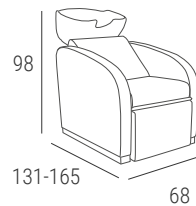
---

## Description:

- Shiatsu massage and electric legrest in standard
- Big black or white basin with soft, silicone neck cover
- LED backlit controls integrated into the armrest
- Back part of the washunit made of black plastic
- Silver, gold, black, black SPA or silver/black mix fittings

---

## Dimensions:





UPHOLSTERY: W114

# Ted

---



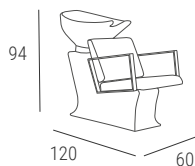
---

## Description:

- Seat and backrest with narrow vertical stitching
- Black or white metal armrests
- Black or white Cosmo basin
- Silver, gold, black or black SPA fittings
- Very durable black or white plastic casing
- Floor mounting required

---

## Dimensions:





UPHOLSTERY: P7

# Vanity

---



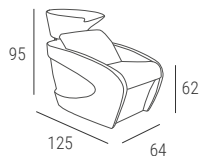
---

## Description:

- Upholstery with wide horizontal stitching
- Available also with vibro massage
- Black or white adjustable Europe basin
- Silver, gold, black or black SPA fittings
- Very durable black or white plastic casing
- Floor mounting required

---

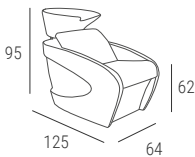
## Dimensions:



# Vanity P



## Dimensions:



## Description:

- Upholstery with narrow vertical stitching
- Available also with vibro massage
- Black or white adjustable Europe basin
- Silver, gold, black or black SPA fittings
- Very durable black or white plastic casing
- Floor mounting required

# Vida

---



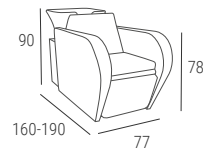
## Description:

---

- Black or white Modena basin with comfortable head support with soft foam pad
- Silver, gold, black or black SPA fittings
- Backrest and footrest recline to a lying position
- Controls on the side of the backwash
- Comfortable wide armrests
- Smooth upholstered or with decorative seams - 2 patterns available

## Dimensions:

---





UPHOLSTERY: W11  
LAMINATE: WHITE GLOSS

# Vida slim

---



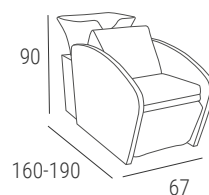
---

## Description:

- Black or white Modena basin with comfortable head support with soft foam pad
- Silver, gold, black or black SPA fittings
- Backrest and footrest recline to a lying position
- Controls on the side of the backwash
- Comfortable wide armrests
- Smooth upholstered or with decorative seams - 2 patterns available

---

## Dimensions:





UPHOLSTERY: W110  
LAMINATE: WHITE MATT

# Zara

---



## Description:

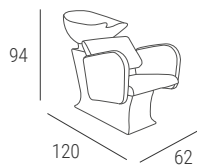
---

- Very wide seat
- Black or white adjustable Cosmo basin
- Silver, gold, black or black SPA fittings
- Very durable black or white plastic casing
- Floor mounting required



## Dimensions:

---





UPHOLSTERY: P7

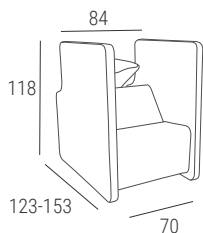
# Zen



## Description:

- Available with electrical footrest and vibro massage
- Black or white adjustable Europe basin
- Silver, gold, black or black SPA fittings
- High sides for privacy
- Removable armrests
- Available also as multiple person Sofa version

## Dimensions:






UPHOLSTERY: P23, W111, W92



---

# Barbershop

---



# Lexus

---



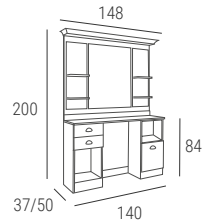
---

## Description:

- Available as single or multiple person unit
- Made of venge or black matt laminated board
- Marble top available as an option
- Available with or without basin
- Sconce - bulbs are not included

---

## Dimensions:

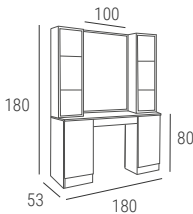


# Vintage



LAMINATE: H3043

## Dimensions:



## Description:

- Available as single or multiple person unit
- Made of venge or black matt laminated board
- Lower cabinets with wooden doors
- Upper cabinets with glass shelves and lightning
- Top made of laminated board
- Marble top available as an option
- Available with or without basin
- Possible logo sandblasting on the glass doors



---

# Reception Desks

---



# Angel

---



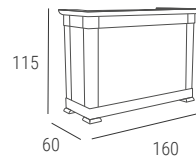
---

## Description:

- Upholstered front and sides
- Body made of laminated board
- Decorative panels and top made of lacquered MDF
- Available in 8 lacquer colors
- Other RAL/NCS colors available at extra cost
- Equipped with cabinets and drawers
- Worktop height: 90 cm
- Locks installation as an option

---

## Dimensions:





UPHOLSTERY: P4  
LAMINATE: U10020  
LACQUER: U10020 MATT

# Brill

---



LAMINATE: BLACK MATT



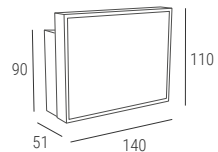
---

## Description:

- Front perspex panel with LED lightning
- Equipped with cabinets, drawers, shelf and a pull-out shelf
- Worktop height: 90 cm
- Locks installation as an option
- Possibility to add the salon's logo sticker for an additional fee

---

## Dimensions:





LAMINATE: WHITE MATT

# Bristol

---



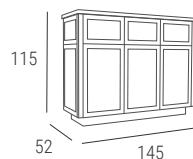
---

## Description:

- Top and body made of laminated board
- Decorative panel made of milled MDF
- Available in 8 lacquer colors
- Other RAL/NCS colors available at extra cost
- Equiped with: 2 cabinets and shelf
- Worktop height: 80 cm
- Locks installation as an option

---

## Dimensions:






LAMINATE BLACK MATT  
LACQUER: BLACK MATT

# Color

---



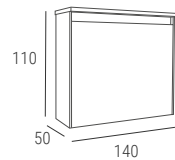
## Description:

---

- LED lighted recess under the countertop
- Equipped with cabinet and 2 drawers
- Worktop height: 80 cm
- Locks installation as an option

## Dimensions:

---





LAMINATE: U4446, D4095

# Henry S

---



LAMINATE: WHITE GLOSS / BLACK MATT  
SLATS: ÉCRU GLAM / LIGHT WOOD



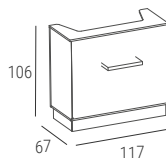
## Description:

---

- Body and shelf made of laminated board
- Front made of slats panels, available in 8 color versions
- Plinth with LED lighting
- Worktop height: 80 cm
- Optional additional under-counter cabinets available in 3 versions. See on page 146

## Dimensions:

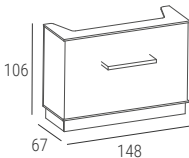
---



# Henry M



## Dimensions:




## Description:

- Body and shelf made of laminated board
- Front made of slats panels, available in 8 color versions
- Plinth with LED lighting
- Worktop height: 80 cm
- Optional additional under-counter cabinets available in 3 versions. See on page 146

# Henry Cabinet

---



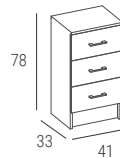
---

## Description:

- Additional undercounter cabinet to the Henry reception desks
- Handles available in gold or black
- Locks installation as an option
- Available in 3 configurations

---

## Dimensions:



# Henry Cabinet options

---



HENRY 1



HENRY 2



HENRY 3

# Henry L

---



LAMINATE: U446  
SLATS: ÉCRU GLAM



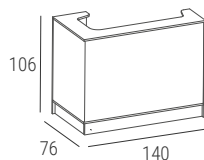
## Description:

---


- Corner reception desk
- Body made of laminated board
- Front made of slats panels, available in 5 color versions
- Plinth with LED lighting
- Worktop height: 80 cm
- Optional additional under-counter cabinets available in 3 versions. See on page 146

## Dimensions:

---




# Henry L Dispaly



LAMINATE: U446

## Dimensions:




## Description:

- Additional display cabinet to the HENRY L reception desk
- 2 glass shelves
- LED lighting inside the cabinet
- Plinth with LED lighting
- Handles available in gold or black
- Locks installation as an option

# Henry L Cabinet

---



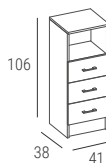
## Description:

---

- Additional cabinet to the HENRY L reception desk
- Body made of laminated board
- Front made of slats panels, available in 8 color versions
- Handles available in gold or black
- Locks installation as an option
- Available in 5 configurations. See on next page.

## Dimensions:

---



# Henry L Cabinet options

---



HENRY L0




HENRY L1



HENRY L2



HENRY L3



HENRY L4

# Linea S

---



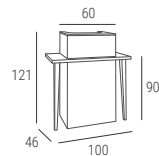
---

## Description:

- Drawer, cabinet and open shelves
- Porcelain drawer handle available in white or black
- Legs available in 8 lacquer colors
- Other RAL/NCS colors available at extra cost
- Worktop height: 90 cm
- Locks installation as an option

---

## Dimensions:



# Linea M

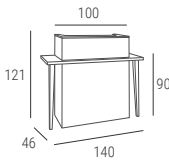
---



LAMINATE: UA80, U10030  
LACQUER: U10030 MATT

## Dimensions:

---



## Description:

---


- 2 drawers, 2 cabinets and open shelves
- Porcelain drawer handle available in white or black
- Legs available in 8 lacquer colors
- Other RAL/NCS colors available at extra cost
- Worktop height: 80 cm
- Locks installation as an option



---

# Cabinets

---



# Combo

---



LAMINATE: BLACK GLOSS

## Description:

---

- 4 drawers
- Handle for easy movement
- Silver drawer handles
- Plastic wheels with silver cover

## Dimensions:

---



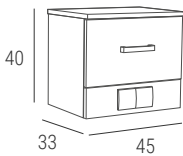
# Combo Wall

---



## Dimensions:

---



## Description:

---

- Wall mounted cabinet with a drawer
- Built in electrical sockets
- Silver drawer handle

# Modo

---



LAMINATE: WHITE MATT

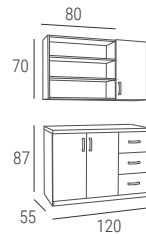
## Description:

---

- Lab cabinet set
- Upper cabinets: 3 shelves and a cabinet
- Lower cabinets: 2 doors cabinet, 3 drawers, stainless steel sink and chromed fittings
- Made of laminated board
- Lower and upper cabinets sold separately

## Dimensions:

---





UPHOLSTERY: P21, P20  
LAMINATE: U702, U10030



LAMINATE: U767, D4095

SGW80/SGWP80  
SDS80/SD80

# Modular Lab System

---



**SDK 40**  
Height: 85 cm  
Width: 40 cm  
Depth: 60cm  
Tilting door  
Towel bin



**SD P40 / L40**  
Height: 85 cm  
Width: 40 cm  
Depth: 60cm  
Right or left hand door  
Shelves inside  
Optional sink



**SD 60 / 80**  
Height: 85 cm  
Width: 60 / 80 cm  
Depth: 60cm  
Double doors  
Shelves inside  
Optional sink



**SDS 40 / 60 / 80**  
Height: 85 cm  
Width: 40 / 60 / 80 cm  
Depth: 60cm  
Equipped with 4 drawers



**SINK**  
Stainless steel  
Dimensions: 36x26x18



**SINGLE LEVER MIXER**  
With swivel spout  
Ceramic head  
Chromed

# Modular Lab System

---



**SGN P40 / L40**

Height: 72 cm  
Width: 40 cm  
Depth: 32 cm  
Right or left hand door  
Shelves inside



**SGN 60 / 80**

Height: 72 cm  
Width: 60 / 80 cm  
Depth: 32 cm  
Double doors  
Shelves inside



**SGP 40 / 60 / 80**

Height: 72 cm  
Width: 40 / 60 / 80 cm  
Depth: 32 cm  
Open shelves



**SGW P40 / L40**

Height: 110 cm  
Width: 40 cm  
Depth: 32 cm  
Right or left hand door  
Shelves inside



**SGW 60 / 80**

Height: 110 cm  
Width: 60 / 80 cm  
Depth: 32 cm  
Double doors  
Shelves inside



**SGWP P40 / L40**

Height: 110 cm  
Width: 40 cm  
Depth: 32 cm  
Right or left hand door  
Shelves



**SGWP 60 / 80**

Height: 110 cm  
Width: 60 / 80 cm  
Depth: 32 cm  
Double doors  
Shelves



SGN 40L / SGP60 / SGN80  
SDK 40 / SD 60 / SDS80

LAMINATE: F187, BLACK MATT



---

# Product overview

---



# Styling Chairs

---



AUDREY  
40



BEA  
42



ESPAÑIA  
44



EUPHORIA  
46



FRANKIE  
48



GLORIA  
50



GRACE  
52



HOWARD  
54



JOY  
56

# Styling Chairs

---



MAREA  
58



ONDA  
60



ROTO  
62



SENATOR  
64



SIRIO  
66



TED  
68



ZARA  
70

ALL STYLING CHAIRS ARE  
AVAILABLE WITH FOOTREST



SILVER



GOLDEN



BLACK

# Styling chair bases types

---



SILVER STAR BASE  
CASTORS

Height: 46 - 59 cm  
Base diameter: 63 cm



SILVER STAR BASE  
SILVER GLIDES

Height: 40 - 53 cm  
Base diameter: 63 cm



SILVER STAR BASE  
BLACK GLIDES

Height: 39 - 52 cm  
Base diameter: 63 cm



BLACK STAR BASE  
CASTORS

Height: 46 - 59 cm  
Base diameter: 63 cm



BLACK STAR BASE  
BLACK GLIDES

Height: 39 - 52 cm  
Base diameter: 63 cm



CROSS BASE  
BLACK

Height: 37 - 49 cm  
Base diameter: 60 cm



PAKTA BASE  
CASTORS

Height: 46 - 59 cm  
Base diameter: 66 cm



PAKTA BASE  
BLACK GLIDES

Height: 39 - 52 cm  
Base diameter: 66 cm



CROSS BASE  
SILVER

Height: 38 - 49 cm  
Base diameter: 60 cm

# Styling chair bases types

---



SQUARE BASE  
GOLD

Height: 38 - 49 cm  
Base dimension: 45x45 cm



SQUARE BASE  
SILVER

Height: 38 - 49 cm  
Base dimension: 45x45 cm



SQUARE BASE  
BLACK

Height: 37 - 49 cm  
Base dimension: 50x50 cm



DISC BASE  
GOLD

Height: 38 - 49 cm  
Base diameter: 50 cm



DISC BASE  
SILVER

Height: 38 - 49 cm  
Base diameter: 50 cm



DISC BASE  
BLACK

Height: 37 - 49 cm  
Base diameter: 50 cm



DISC BASE  
SILVER - WIDE

Height: 38 - 49 cm  
Base diameter: 58 cm



DISC BASE  
TULIP PUMP

Height: 38 - 49 cm  
Base diameter: 50 cm

# Backwashes

---



ALBA  
104



ALBA SOFA  
105



ESPAÑA  
108



ESPAÑA SOFA  
109



GLORIA  
110



GLORIA SOFA  
111

# Backwashes

---



OHANA E  
112



OHANA M  
113



ZEN  
128



ZEN SOFA



BEA  
106



ROTO  
114



SHELDON  
116

# Backwashes

---



TED  
118



VANITY  
120



VANITY P  
121



VIDA  
122




VIDA SLIM  
124



ZARA  
126



NECK CUSHION



GEL NECK CUSHION



MODENA GEL NECK  
CUSHION

# Basins and fittings

---

## BASIN TYPES AND COLORS



YOUNG



COSMO



EUROPE



MODENA



## SWING ARM COVER - YOUNG, COSMO AND EUROPE BASINS



WHITE



BLACK

## FITTINGS COLORS AND TYPES



SILVER



GOLD



BLACK



BLACK - SPA

# Styling Units

---



AMY  
74



AMY LINK  
75



ANGEL I  
76



BRISTOL  
80



BRISTOL LINK  
81



ANGEL II  
78



GEMMA  
82



GLASS  
84

# Styling Units

---



HENRY  
86



HENRY LINK  
87



LANA  
88



LINEA I  
90



LINEA II  
92



LINEA II CENTRAL  
93



LINEA IV CENTRAL  
94



SELENE  
96



SELENE WALL  
97

# Styling Units / Barbershop

---



SHOW I  
98



SHOW II  
99



SHOW II CENTRAL  
100



SHOW IV CENTRAL  
101



LEXUS  
132



VINTAGE  
133

# Reception Desks

---



ANGEL  
136



BRILL  
138



BRISTOL  
140



COLOR  
142



HENRY S  
144



HENRY M  
145



HENRY L  
148



LINEA S  
152



LINEA M  
153

# Reception Desks

---




HENRY 1  
146



HENRY 2  
146



HENRY 3  
146



HENRY L DISPALY  
149




HENRY L0 CABINET  
150




HENRY L1 CABINET  
150



HENRY L2 CABINET  
150



HENRY L3 CABINET  
150



HENRY L4 CABINET  
150

# Cabinets

---



COMBO  
156



COMBO WALL  
157



MODO I  
158



MODO II  
158

# Accessories

---



LUX BLACK



LUX GOLD



LUX SILVER



TYPE I



TYPE II



UNI



SPIRAL



AMIGO



BARON



GORDON



NEW YORK



LADDER BLACK



LADDER GOLD



LADDER SILVER



BARBER MAT



MIO BLACK



MIO GOLD



MIO SILVER

# Stools

---



H2



H3



HC



H02



H03



H00



S2



S3



SC

# Stools

---



S02



S03



SC0



H06



UPHOLSTERY: P37



---

# Finishes

---



# Upholstery


## MATERIAL STRUCTURE




P 28




P 29




P 30



P 31




P 32



P 33



P 34



P 35



P 36



P 37




P 39


## LEATHER STRUCTURE



P 3




P 4



P 5



P 6



P 7



P 8




P 9




P 20



P 21



P 22




P 23




P 24



P 25




P 96



P 97



W 42




W 86



W 78




W 79




W 10




W 90




W 110




W 91



W 120




W 92



W 111




W 113




W 112




W PC




W PF



W 93



W 56




W 57



W 13



W 50




W 51




W 52



W 53



W 80



W 114



W 115



W 116



W 118




W 54



W 55


## Laminate



WHITE GLOSS



BLACK GLOSS




WHITE MATT




BLACK MATT



H3043




F186




F187



H3730



H1180



D4095



U702



U727



U767



U10020




U4446



U10030


## MATERIAL STRUCTURE




D30100



FC44




UA80



FA33

## LEATHER STRUCTURE

## GOLDEN DECOR



D30190

## Slats




PEARL




BLACK PEARL




ÉCRU GLAM



BLACK GLAM




LATTE GLAM



LIGHT WOOD




WARM WOOD



DARK WOOD

## Lacquer MATT OR GLOSS FINISH



WHITE




BLACK



U4446



U10020



U702



U727



U767



U10030

## Varnish VISIBLE WOOD STRUCTURE



BEECH



VENGE





*Mila*

[www.mila-furniture.com](http://www.mila-furniture.com)

[sales@mila-furniture.com](mailto:sales@mila-furniture.com)

+48 694 233 000

FB /MilaFurniture

IG /milasalonfurniture